


# Rolls

FLOODED DEEP CYCLE BATTERIES

## S-I400EX

2 VOLTS



CONTAINER:	High Density Polypropylene
COVER:	High Density Polypropylene
TERMINALS:	2V L-16 Terminal
HANDLES:	Rope

WEIGHT DRY:	42 kg	93 Lbs.
WEIGHT WET:	58 kg	127.5 Lbs.
LENGTH:	340 mm	13 3/8 Inches
WIDTH:	181 mm	7 1/8 Inches
HEIGHT:	432 mm	17 Inches

CELLS:	29 Plates/Cell	1 Cell
SEPARATOR THICKNESS:	3 mm	0.105 Inches
GLASS MAT INSULATION:	1 mm	0.02 Inches
ELECTROLYTE RESERVE: ABOVE PLATES	95 mm	3.75 Inches



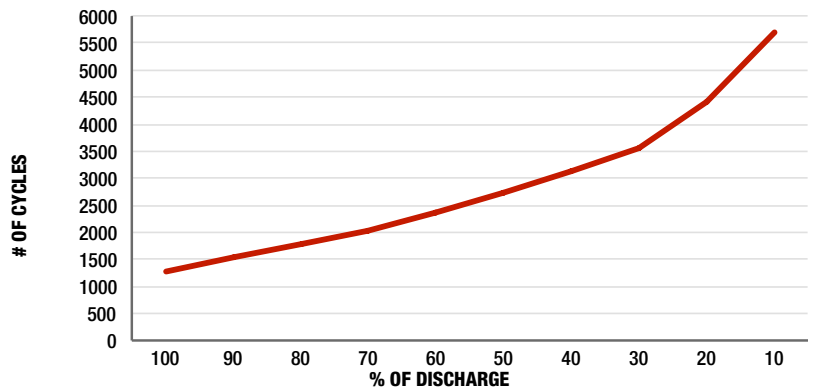
PLATE HEIGHT:	273 mm	10.750 Inches
PLATE WIDTH:	143 mm	5.625 Inches
THICKNESS (POSITIVE):	6.73 mm	0.265 Inches
THICKNESS (NEGATIVE):	4.70 mm	0.185 Inches

COLD CRANK AMPS (CCA):	0°F / -17.8°C	2366
MARINE CRANK AMPS (MCA):	32°F / 0°C	2957
RESERVE CAPACITY (RC @ 25A):		2150 Minutes

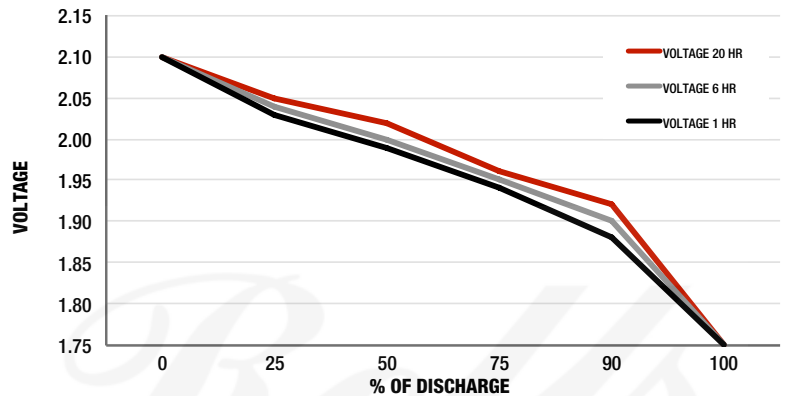
### CAPACITY **1000 AH**

HOURLY RATE:	SPECIFIC GRAVITY	CAPACITY / AMP HOUR	CURRENT / AMPS
@ 100 HOUR RATE	1.280	1410	14.10
@ 72 HOUR RATE	1.280	1330	18.47
@ 50 HOUR RATE	1.280	1230	24.60
@ 24 HOUR RATE	1.280	1040	43.33
<b>@ 20 HOUR RATE</b>	<b>1.280</b>	<b>1000</b>	<b>50.00</b>
@ 15 HOUR RATE	1.280	930	62.00
@ 12 HOUR RATE	1.280	870	72.50
@ 10 HOUR RATE	1.280	830	83.00
@ 8 HOUR RATE	1.280	780	97.50
@ 6 HOUR RATE	1.280	710	118.33
@ 5 HOUR RATE	1.280	670	134.00
@ 4 HOUR RATE	1.280	620	155.00
@ 3 HOUR RATE	1.280	560	186.67
@ 2 HOUR RATE	1.280	480	240.00
@ 1 HOUR RATE	1.280	340	340.00

### CYCLE LIFE VS. DEPTH OF DISCHARGE



### VOLTAGE VS. DEPTH OF DISCHARGE



Amphère Hour capacity ratings based on specific gravities of 1.280. Reduce capacities 5% for 1.265 specific gravity and 10% for specific gravities of 1.250